

Professional Accessori - Accessories

28

PROFESSIONALI - Professional

| MODELLO - Model | CODICE - Code | DESCRIZIONE MODELLO - Description |
|---|---|---|
|  <p>HL 250</p> | 0140512 | Ugello ad angolo variabile +by pass (max 280 bar - 40 l/min) misura 030- Variable angle nozzle +by pass (max 4050 psi - 40 l/min) size 030 |
| | 0140513 | Ugello ad angolo variabile +by pass (max 280 bar - 40 l/min) misura 035 - Variable angle nozzle +by pass (max 4050 psi - 40 l/min) size 035 |
| | 0140514 | Ugello ad angolo variabile +by pass (max 280 bar - 40 l/min) misura 040- Variable angle nozzle +by pass (max 4050 psi - 40 l/min) size 040 |
| | 0140515 | Ugello ad angolo variabile +by pass (max 280 bar - 40 l/min) misura 045- Variable angle nozzle +by pass (max 4050 psi - 40 l/min) size 045 |
| | 0140522 | Ugello ad angolo variabile +by pass (max 280 bar - 40 l/min) misura 053- Variable angle nozzle +by pass (max 4050 psi - 40 l/min) size 053 |
| | 0140523 | Ugello ad angolo variabile +by pass (max 280 bar - 40 l/min) misura 055 - Variable angle nozzle +by pass (max 4050 psi - 40 l/min) size 055 |
| | 0140524 | Ugello ad angolo variabile +by pass (max 280 bar - 40 l/min) misura 06 - Variable angle nozzle +by pass (max 4050 psi - 40 l/min) size 06 |
| | 0140517 | Ugello ad angolo variabile +by pass (max 280 bar - 40 l/min) misura 007 - Variable angle nozzle +by pass (max 4050 psi - 40 l/min) size 007 |
| | 0140518 | Ugello ad angolo variabile +by pass (max 280 bar - 40 l/min) misura 008 - Variable angle nozzle +by pass (max 4050 psi - 40 l/min) size 008 |
|  <p>UR 16</p> | 0140571 | Ugello rotante (max 160 bar - 23 l/min - 100° C) misura 030 - Rotating nozzle (max 2300 psi - 23 l/min - 212° F) size 030 |
| | 0140564 | Ugello rotante (max 160 bar - 23 l/min - 100° C) misura 035 - Rotating nozzle (max 1900 psi - 20 l/min - 175° F) size 035 |
| | 0140573 | Ugello rotante (max 160 bar - 23 l/min - 100° C) misura 040- Rotating nozzle (max 1900 psi - 20 l/min - 175° F) size 045 |
|  <p>UR 25</p> | 0140575 | Ugello rotante UR25 (max 250 bar- temp. 100° C) misura 045 - Rotating nozzle UR25 (max 3650 psi-temperature 212° F) size 045 |
| | 0140087 | Ugello rotante UR25 (max 250 bar- temp. 100° C) misura 060 - Rotating nozzle UR25 (max 3650 psi-temperature 212 F) size 060 |
| | 0140577 | Ugello rotante UR25 (max 250 bar- temp. 100° C) misura 070 - Rotating nozzle UR25 (max 3650 psi-temperature 212 F) size 070 |
| | 0140086 | Ugello rotante UR25 (max 250 bar- temp. 100° C) misura 030 - Rotating nozzle UR25 (max 3650 psi-temperature 212° F) size 030 |
| | 0140578 | Ugello rotante UR25 (max 250 bar- temp. 100° C) misura 035 - Rotating nozzle UR25 (max 3650 psi-temperature 212° F) size 035 |
| | 0140579 | Ugello rotante UR25 (max 250 bar- temp. 100° C) misura 040 - Rotating nozzle UR25 (max 3650 psi-temperature 212° F) size 040 |
| | 0140581 | Ugello rotante UR25 (max 250 bar- temp. 100° C) misura 050 - Rotating nozzle UR25 (max 3650 psi-temperature 212° F) size 050 |
| | 0140582 | Ugello rotante UR25 (max 250 bar- temp. 100° C) misura 055 - Rotating nozzle UR25 (max 3650 psi-temperature 212° F) size 055 |
| | 0140583 | Ugello rotante UR25 (max 250 bar- temp. 100° C) misura 065 - Rotating nozzle UR25 (max 3650 psi-temperature 212° F) size 065 |
| |  <p>UR 1</p> | 0140062 |
| 0140063 | | Ugello rotante (max 390 bar - 30 l/min - 80° C) misura 045 - Rotating nozzle (max 5650 psi - 30 l/min - 175° F) size 045 |
| 0140064 | | Ugello rotante (max 390 bar - 30 l/min - 80° C) misura 050 - Rotating nozzle (max 5650 psi - 30 l/min - 175° F) size 050 |
| 0140065 | | Ugello rotante (max 390 bar - 30 l/min - 80° C) misura 065 - Rotating nozzle (max 5650 psi - 30 l/min - 175° F) size 065 |
| 0140066 | | Ugello rotante (max 390 bar - 30 l/min - 80° C) misura 080 - Rotating nozzle (max 5650 psi - 30 l/min - 175° F) size 080 |
| 0140067 | | Ugello rotante (max 390 bar - 30 l/min - 80° C) misura 090 - Rotating nozzle (max 5650 psi - 30 l/min - 175° F) size 090 |
|  <p>TS 12</p> | | 0140129 |
| | 0140123 | Kit Sabb. Profess. 1.2 compl. - Complete sand blast unit – tung carbide 1.2 |
| | 0140124 | Kit Sabb. Profess. 1.4 compl. - Complete sand blast unit – tung carbide 1.4 |
| | 1140125 | Kit Sabb. Profess. 1.5 compl. - Complete sand blast unit – tung carbide 1.5 |
| | 1140126 | Kit Sabb. Profess. 1.6 compl. - Complete sand blast unit – tung carbide 1.6 |
| | 1140127 | Kit Sabb. Profess. 1.8 compl. - Complete sand blast unit – tung carbide 1.8 |
| | 1140128 | Kit Sabb. Profess. 2.0 compl. - Complete sand blast unit – tung carbide 2.0 |
| | 0140120 | Testina sabbiante HOBBY (max 140 bar - 20 l/min) misura 030 - Sand blast unit HOBBY (max 2000 psi - 40 l/min) size 030 |
| | 0140100 | Testina sabbiante uscita A LAMA (max 450 bar - 80 l/min) - Sand blast unit FLAT NOZZLE (max 6500 psi - 80 l/min) |
| 0140101 | Testina sabbiante uscita TONDA (max 450 bar - 80 l/min) - Sand blast unit STRAIGHT NOZZLE (max 6500 psi - 80 l/min) | |
|  | 0140104 | Sonda regolabile inox 500 mm per testina sabbiante - 500 mm Stainless steel Adjustable probe for sand blasting heads |
| | | |
|  | 0050230 | Gettoniera elettronica completa di timer e display - Coin acceptor complete with timer and display |
| | 0050231 | Gettoniera meccanica completa - Mechanical coin acceptor |
|  | 0150001 | Attacco rapido a vite P.F. 3/8 F (max 280 bar) - Quick coupling fixed side 3/8 F (max 4050 psi) |
| | 0150002 | Attacco rapido a vite P.M. 3/8 M (max 280 bar) - Quick coupling movable side 3/8 M (max 4050 psi) |

Professionali

Accessori - Accessories

29









PROFESSIONALI - Professional

| MODELLO - Model | CODICE - Code | DESCRIZIONE MODELLO - Description |
|---|----------------|--|
|  | 0150060 | Attacco rapido a vite P.M. 3/8 F (max 280 bar) - Quick coupling movable side 3/8 F (max 4050 psi) |
|  | 0150071 | Attacco rapido a sfera (A+B) "B" 3/8 F (max 160 bar - 30 l/min) - Ball quick coupling (A+B) "B" (max 2300 psi - 30 l/min) 3/8 F |
|  | 0150072 | Attacco rapido a sfera (A+B) "A" 3/8 F (max 160 bar - 30 l/min) - Ball quick coupling (A+B) "A" (max 2300 psi - 30 l/min) 3/8 F |
|  | 0150074 | Attacco rapido a sfera (A+B) "A" 3/8 F (max 390 bar - 50 l/min) - Ball quick coupling (A+B) "A" (max 5650 psi - 50 l/min) 3/8 F |
|  | 0150075 | Attacco rapido a sfera (A+B) "B" 3/8 F (max 390 bar - 50 l/min) - Ball quick coupling (A+B) "B" (max 5650 psi - 50 l/min) 3/8 F |
|  | 0150077 | Attacco rapido a sfera (A+B) "A" 3/8 F (max 250 bar - 50 l/min) - Ball quick coupling (A+B) "A" (max 3650 psi - 50 l/min) 3/8 F |
|  | 0150078 | Attacco rapido a sfera (A+B) "B" 3/8 F (max 250 bar - 50 l/min) - Ball quick coupling (A+B) "B" (max 3650 psi - 50 l/min) 3/8 F |
|  | 0130924 | Lancia R5 + ARS23 "A" 700mm (max 280 bar - 40 l/min) - Lance R5 + ARS23 "A" 700mm (max 280 bar - 40 l/min) |
| | 0130921 | Lancia R5 + ARS23 "A" 995mm (max 280 bar - 40 l/min) - Lance R5 + ARS23 "A" 995mm (max 280 bar - 40 l/min) |
| | 0130922 | Lancia R5 + ARS23 "A" 1295mm (max 280 bar - 40 l/min) - Lance R5 + ARS23 "A" 1295mm (max 280 bar - 40 l/min) |
|  | 0120454 | Pistola compensata RL 51 + Attacco ARS23 (max 280 bar - 40 l/min) G 3/8 F Compensated gun RL 50 + ARS21 Coupling (max 280 bar - 40 l/min) G 3/8 F |
|  | 0120110 | Pistola RL 35F + Attacco ARS21 (max 280 bar - 40 l/min) G 3/8 F Spray gun RL 35 + with survival light resistance (max 280 bar - 40 l/min) G 3/8 F |
|  | 0120140 | Pistola automatica RL 20 (max 220 bar - 30 l/min) G 3/8 - Spray guns RL 20 (max 3200 psi - 30 l/min) G 3/8 |
| | 0150016 | Nipples MM 3/8 alta pressione / Nipples MM 3/8 high pressure |
|  | 0120150 | Pistola automatica RL 30 (max 280 bar - 40 l/min) G 3/8 F - Spray guns RL 30 (max 4050 psi - 40 l/min) G 3/8 F |
| | 0120160 | Pistola automatica RL 30 (max 280 bar - 40 l/min) G 3/8 M - Spray guns RL 30 (max 4050 psi - 40 l/min) G 3/8 M |
|  | 0120455 | Pistola compensata RL 56 (max 390 bar - 30 l/min) G 3/8 (Bsp) F Compensated guns RL 56 (max 5650 psi - 30 l/min) G 3/8 (Bsp) F |
|  | 0120004 | Pistola compensata inox NOVA 400 (max 440 bar - 40 l/min) G 3/8 (Bsp) F Stainless steel compensated guns NOVA 400 (max 6400 psi - 40 l/min) G 3/8 (Bsp) F |

Professional Accessori - Accessories

30

PROFESSIONALI - Professional

| MODELLO - Model | CODICE - Code | DESCRIZIONE MODELLO - Description |
|---|--|---|
|  | 0120456 | Pistola compensata RL 84 elevata portata e pressione (max 560 bar - 80 l/min) G 1/2 (Bsp) F Compensated guns RL 84 high pressure and delivery (max 8100 psi - 80 l/min) G 1/2 (Bsp) F |
|  | 0120100 | Pistola automatica LINEAR 2 (max 280 bar - 40 l/min) G 3/8 (Bsp) F Spray guns LINEAR 2 (max 4050 psi - 40 l/min) G 3/8 (Bsp) F |
|  | 0130011 | Lancia atermica mm 700 FeZn (max 250 bar - 40 l/min) - FeZn insulated lance mm 700 (max 3600 psi - 40 l/min) |
| | 0130038 | Lancia atermica mm 900 FeZn (max 250 bar - 40 l/min) - FeZn insulated lance mm 900 (max 3600 psi - 40 l/min) |
| | 0130002 | Lancia atermica mm 1200 FeZn 1/4 (max 250 bar - 40 l/min) - Insulated lance mm 1200 FeZn 1/4 (max 3600 psi - 40 l/min) |
| | 0130001 | Lancia atermica mm 1500 FeZn 1/4 (max 250 bar - 40 l/min) - Insulated lance mm 1500 FeZn 1/4 (max 3600 psi - 40 l/min) |
| | 0130004 | Lancia atermica mm 1700 FeZn 1/4 (max 250 bar - 40 l/min) - Insulated lance mm 1700 FeZn 1/4 (max 3600 psi - 40 l/min) |
| | 0130051 | Lancia atermica mm 2000 FeZn 1/4 (max 250 bar - 40 l/min) - Insulated lance mm 2000 FeZn 1/4 (max 3600 psi - 40 l/min) |
| | 0130052 | Lancia atermica mm 700 Inox 1/4 (max 250 bar - 40 l/min) - S.s. Insulated lance mm 700 1/4 (max 3600 psi - 40 l/min) |
| | 0130053 | Lancia atermica mm 900 Inox 1/4 (max 250 bar - 40 l/min) - S.s. Insulated lance mm 900 1/4 (max 3600 psi - 40 l/min) |
| | 0130054 | Lancia atermica mm 1200 Inox 1/4 (max 250 bar - 40 l/min) - S.s. Insulated lance mm 1200 1/4 (max 3600 psi - 40 l/min) |
| | 0130055 | Lancia atermica mm 1500 Inox 1/4 (max 250 bar - 40 l/min) - S.s. Insulated lance mm 1500 1/4 (max 3600 psi - 40 l/min) |
| 0130056 | Lancia atermica mm 1700 Inox 1/4 (max 250 bar - 40 l/min) - S.s. Insulated lance mm 1700 1/4 (max 3600 psi - 40 l/min) | |
| 0130057 | Lancia atermica mm 2000 Inox 1/4 (max 250 bar - 40 l/min) - S.s. Insulated lance mm 2000 1/4 (max 3600 psi - 40 l/min) | |
|  | 0130058 | Lancia atermica S3 400 per NOVA 400 mm 1200 Inox 1/4 (max 440 bar - 40 l/min) S.s. Insulated lance S3 400 for NOVA 400 mm 1200 1/4 (max 6400 psi - 40 l/min) |
| | 0130060 | Lancia S3 350 mm 800 Inox 1/4 (max 390 bar - 30 l/min) - S.s. lance S3 350 mm 800 1/4 (max 5650 psi - 30 l/min) |
| | 0130061 | Lancia S3 350 mm 1050 Inox 1/4 (max 390 bar - 30 l/min) - S.s. S3 350 lance mm 1050 1/4 (max 5650 psi - 30 l/min) |
|  | 0130046 | Prolunga per RL80 mm 400 inox G 1/2 - RL80 stainless steel extension mm 400 G 1/2 |
| | 0130047 | Prolunga per RL80 mm 800 inox G 1/2 - RL80 stainless steel extension mm 800 G 1/2 |
| | 0130040 | Prolunga per RL80 mm 1250 inox G 1/2 - RL80 stainless steel extension mm 1250 G 1/2 |
| | 0130062 | Controspalla M18xRL80 - shoulder rests M18xRL80 |
|  | 0130072 | Lancia doppia MT2 con manopola mm 1060 FeZn (max 250 bar - 40 l/min) MT2 FeZn double lance with handle mm 1060 (max 3600 psi - 40 l/min) |
| | 0130076 | Lancia doppia MT2 con manopola mm 1060 Inox (max 250 bar - 40 l/min) MT2 Stainless steel double lance with handle mm 1060 (max 3600 psi - 40 l/min) |
| | 0130073 | Lancia doppia MT2 con volantino mm 1060 FeZn (max 250 bar - 40 l/min) MT2 FeZn double lance with vertical knob mm 1060 (max 3600 psi - 40 l/min) |
| | 0130077 | Lancia doppia MT2 con volantino mm 1060 Inox (max 250 bar - 40 l/min) MT2 Stainless steel double lance with vertical knob mm 1060 (max 3600 psi - 40 l/min) |
| | 0130070 | Lancia doppia MT5 con manopola mm 940 FeZn (max 250 bar - 40 l/min) MT5 FeZn double lance with handle mm 940 (max 3600 psi - 40 l/min) |
|  | 0130074 | Lancia doppia MT5 con manopola mm 940 Inox (max 250 bar - 40 l/min) MT5 Stainless steel double lance with handle mm 940 (max 3600 psi - 40 l/min) |
| | 0130071 | Lancia doppia MT5 con volantino mm 940 FeZn (max 250 bar - 40 l/min) MT5 FeZn double lance with vertical knob mm 940 (max 3600 psi - 40 l/min) |
| | 0130075 | Lancia doppia MT5 con volantino mm 940 Inox (max 250 bar - 40 l/min) MT5 Stainless steel double lance with vertical knob mm 940 (max 3600 psi - 40 l/min) |
| | 0140200 | Testina automovente per pulizia cisterne MI63 mm 900 - G 3/8M - 4x1/8 Npt (max 160 bar - 25 l/min) Tank cleaning self-moving head MI63 mm 900 - G 3/8M - 4x1/8 Npt (max 2300 psi - 25 l/min) |
| |  | |

Professionali

Accessori - Accessories

31


PROFESSIONALI - Professional

| MODELLO - Model | CODICE - Code | DESCRIZIONE MODELLO - Description |
|---|----------------|---|
|  | 0140576 | Testina motorizzata per pulizia cisterne M63 E mm 900 - G 3/8M - 4x1/8 Npt (max 160 bar - 25 l/min) Tank cleaning head with motor M63 E mm 900 - G 3/8M - 4x1/8 Npt (max 2300 psi - 25 l/min) |
|  | 0140580 | Testina automovente per lavaggio frontale A42FR2 front-cleaning head self propelling A42FR2 |
|  | 0140260 | Testina automovente per pulizia cisterne A80 R - G 1/2F - 4x1/4 Npt (max 160 bar - 80 l/min - ø 165 mm - 20 Rpm) Tank cleaning head - Self-propelling A80 R - G 1/2F - 4x1/4 Npt (max 2300 psi - 80 l/min - ø 165 mm - 20 Rpm) |
|  | 0140585 | Testina automovente per pulizia cisterne A42 R2 - G 1 F - 4x1/4 Npt (max 220 bar - 250 l/min - ø 205 mm - 20 Rpm) Tank cleaning head self propelling A42 R2 - G 1 F - 4x1/4 Npt (max 3200 psi - 250 l/min - ø 205 mm - 20 Rpm) |
|  | 0140006 | Ugello lancia MEG 1/4" - Lance nozzle MEG 1/4" |
|  | 0140090 | Testina regolabile TR 1 G 1/4 x 1/4 Npt F (max 280 bar - 30 l/min) Adjustable nozzle TR1 G 1/4 x1/4 Npt F (max 4050 psi - 30 l/min) |
|  | 0090030 | Regolatore di portata pressione RF 1 min. 40 bar (max 280 bar - 30 l/min) Flow/pressure regulator RF1 min. 580 psi (max 4050 psi - 30 l/min) |
|  | 0150010 | Filtro con portagomma G 1/2M (max 8 bar - 20 l/min) - Intake strainer with hose barb G 1/2M (max 115 psi - 20 l/min) |
| | 0150006 | Filtro con portagomma G 3/8M (max 8 bar - 20 l/min) - Intake strainer with hose barb G 3/8M (max 115 psi - 20 l/min) |
| | 0151150 | Filtro con portagonna G1 - Intake strainer with hose barb G1 |
| | 0151217 | Filtro con portagomma da 1" 1/2 - Intake strainer with hose barb 1"1/2 |
| | 0150036 | Filtro con portagomma da 3/4" - Intake strainer with hose barb 3/4" |
|  | 0150046 | Giunto girevole leggero G 3/8M-F (max 250 bar - 30 l/min) - Swivel light resistance G 3/8M-F (max 3650 psi - 30 l/min) |
|  | 0030001 | Filtro detergente plastica mm 7- PPL+Ottone - Plastic strainer mm 7 - PPL+Brass |
|  | 0030050 | Filtro aspirazione a Y G 3/8 FF, 50 MESH (max 12 bar)- Y Intake strainers G 3/8FF, 50 MESH (max 175 psi) |
| | 0030120 | Filtro aspirazione a Y da 1" - Y Intake strainers 1" |
| | 0151218 | Filtro aspirazione a Y da 1" 1/2 - Y Intake strainers 1" 1/2 |
|  | 1220602 | Avvolgitubo alta pressione T 50 in alluminio (max 200 bar - ø tubo 24 mm) G 3/8M Hose reel high pressure T 50 alluminium type (max 2900 psi - ø hose 24 mm) G 3/8M |

Accessori - Accessories

32

PROFESSIONALI - Professional








| MODELLO - Model | CODICE - Code | DESCRIZIONE MODELLO - Description |
|---|--|--|
|  | 1220030 | Avvolgitubo automatico alta pressione WRAP 67 mt15, verniciato (max 210 bar) 3/8 Automatic reel for high pressure hose WRAP 67 mt15, painted steel (max 3100 psi) 3/8 |
| | 1220035 | Avvolgitubo automatico alta pressione WRAP 67 mt15, verniciato + supporto (max 210 bar) 3/8 Automatic reel for high pressure hose WRAP 67 mt15 closed model, painted steel + support (max 3100 psi) 3/8 |
|  | 1220040 | Avvolgitubo automatico alta pressione WRAP 55 mt15, verniciato (max 210 bar) G 3/8 Automatic reel for high pressure hose WRAP 55 mt15, painted steel (max 3100 psi) G 3/8 |
| | 1220045 | Avvolgitubo automatico alta pressione WRAP 55 mt15, verniciato + supporto (max 210 bar) G 3/8 Automatic reel for high pressure hose WRAP 55 mt15, painted steel + support (max 3100 psi) G 3/8 |
| | 1220050 | Avvolgitubo automatico alta pressione WRAP 55 mt15, inox (max 210 bar) G 3/8 Automatic reel for high pressure hose WRAP 55 mt15, stainless steel (max 3100 psi) G 3/8 |
| | 1220055 | Avvolgitubo automatico alta pressione WRAP 55 mt15, inox + supporto (max 210 bar) G 3/8 Automatic reel for high pressure hose WRAP 55 mt15, stainless steel + support (max 3100 psi) G 3/8 |
|  | 1220060 | Avvolgitubo automatico alta pressione WRAP BIG mt20, verniciato (max 210 bar) G 3/8 Automatic reel for high pressure hose WRAP BIG mt20, painted steel (max 3100 psi) G 3/8 |
| | 1220065 | Avvolgitubo automatico alta pressione WRAP BIG mt20, verniciato + supporto (max 210 bar) G 3/8 Automatic reel for high pressure hose WRAP BIG mt20, painted steel + support (max 3100 psi) G 3/8 |
| | 1220070 | Avvolgitubo automatico alta pressione WRAP BIG mt20, inox (max 210 bar) G 3/8 Automatic reel for high pressure hose WRAP BIG mt20, stainless steel (max 3100 psi) G 3/8 |
| | 1220075 | Avvolgitubo automatico alta pressione WRAP BIG mt20, inox + supporto (max 210 bar) G 3/8 Automatic reel for high pressure hose WRAP BIG mt20, stainless steel + support (max 3100 psi) G 3/8 |
|  | 1220080 | Avvolgitubo alta pressione LIGHT in plastica 20mt (max 210 bar), tamburo in plastica e supporto verniciato, G 3/8 20mm Hose reel high pressure LIGHT plastic type 20 mt(max 3100 psi), plastic drum and painted support, G 3/8M 20mm |
| | 1220082 | Avvolgitubo alta pressione LIGHT in plastica 10 mt (max 210 bar), tamburo in plastica e supporto verniciato, G 3/8 10mm Hose reel high pressure LIGHT plastic type 10 mt (max 3100 psi), plastic drum and painted support, G 3/8M 10mm |
|  | 0190012 | Tubo alta pressione R1 5/16 al metro - high pressure hose R1 5/16 per metre |
| | 0190007 | Tubo alta pressione R1 5/16 mt 10 FD 3/8 - high pressure hose R1 5/16 mt 10 FD 3/8 |
| | 0190050 | Tubo alta pressione R2 3/8 al metro - high pressure hose R2 3/8 per metre |
| | 0190023 | Tubo alta pressione R2 3/8 mt 10 FD 3/8 - high pressure hose R2 3/8 mt 10 FD 3/8 |
| | 0190026 | Tubo alta pressione R2 3/8 mt 15 FD 3/8+man - high pressure hose R2 3/8 mt 15 FD 3/8+man |
| | 0190051 | Tubo alta pressione R2 3/8 mt 30 FD 3/8 - high pressure hose R2 3/8 mt 30 FD 3/8 |
| | 0190018 | Tubo alta pressione R2 5/16 al metro - high pressure hose R2 5/16 per metre |
| | 0190016 | Tubo alta pressione R2 5/16 mt 10 FD 3/8+man - high pressure hose R2 5/16 mt 10 FD 3/8+man |
| | 0190060 | Tubo alta pressione R2 5/16 mt 15 FD 3/8+man - high pressure hose R2 5/16 mt 15 FD 3/8+man |
| | 0190030 | Tubo alta pressione R2 5/16 mt 20 FD 3/8 - high pressure hose R2 5/16 mt 20 FD 3/8 |
| | 0190020 | Tubo alta pressione R2 5/16 mt 30 FD 3/8 - high pressure hose R2 5/16 mt 30 FD 3/8 |
| | 0190450 | Tubo alta pressione blu R2 3/8 al metro - high pressure hose blu R2 3/8 per metre |
| | 0190033 | Tubo alta pressione blu R2 3/8 mt 10 FD 3/8 - high pressure hose blu R2 3/8 mt 10 FD 3/8 |
| | 0190031 | Tubo alta pressione blu R2 3/8 mt 15 FD 3/8 - high pressure hose blu R2 3/8 mt 15 FD 3/8 |
| 0190019 | Tubo alta pressione blu R2 5/16 mt al metro - high pressure hose blu R2 5/16 mt al metro | |
| 0190017 | Tubo alta pressione blu R2 5/16 mt 10 FD 3/8 - high pressure hose blu R2 5/16 mt 10 FD 3/8 | |
| 0190024 | Tubo alta pressione blu R2 5/16 mt 15 FD 3/8 - high pressure hose blu R2 5/16 mt 15 FD 3/8 | |
|  | 1230010 | Idropazzola SR8 nylon bianco (30 l/min) ø 3 mm - Rotating brush SR8 white (max 435 psi - 30 l/min) ø 3 mm |
| | 1230020 | Idropazzola SR8 crine misto (30 l/min) ø 3 mm - Rotating brush SR8 black (max 435 psi - 30 l/min) ø 3 mm |
| | 1230030 | Idropazzola SR8 crine cavallo (30 l/min) ø 3 mm - Rotating brush SR8 horse (max 435 psi - 30 l/min) ø 3 mm |

Professionali

Accessori - Accessories

33

PROFESSIONALI - Professional

| MODELLO - Model | CODICE - Code | DESCRIZIONE MODELLO - Description |
|---|----------------|---|
|  | 0030020 | Dosatore a polifosfati - Phosphate water filter |
| | 0030140 | Cartuccia rete lavabile 10" 60/mic - Washable grid cartridge 10" 60/mic |
| | 0030130 | Contenitore filtro DEPU, 1000 3/4 - Filter holder DEPU, 1000 3/4 |
| | 0030021 | Ricarica polifosfati in polvere 1Kg - Powder polyphosphates replacement unit 1 Kg |
|  | 0030100 | Dispositivo anticalcare "NOKAL" mm 71 - Antimescale device "NOKAL" mm71 |
| | | |
|  | 0130450 | Lancia lavapavimenti inox 610 mm (max 280 bar - 30 l/min) - Stainless steel floor cleaning 610 mm (max 4050 psi - 30 l/min) |
| | 0130460 | Lancia lavapavimenti inox 410 mm (max 280 bar - 20 l/min) - Stainless steel floor cleaning 410 mm (max 4050 psi - 20 l/min) |
| | 0120170 | Pistola RL35 per lancia lavapavimenti - Spray Gun RL 35 for floor cleaning lance |
|  | 0150850 | Valvola a sfera per alta pressione 3/8 F - Ø 10 mm - Shut-off ball valve for high pressure 3/8 F - Ø 10 mm |
| | 0150038 | Valvola a sfera per alta pressione 1/2 F - Ø 12 mm - Shut-off ball valve for high pressure 1/2F - Ø 12 mm |
|  | 1220100 | Braccio girevole singolo (max 200 bar - 90° C) 360° - single rotating ceiling boom |
| | 1220102 | Braccio girevole a parete 1750 mm - wall mount rotating boom 1750 mm |
| | 1220104 | Braccio girevole a parete 2500 mm - wall mount rotating boom 2500 mm |
| | 1220106 | Braccio girevole doppio a soffitto 1750 mm - double rotating ceiling boom 1750 mm |
| | 1220108 | Braccio girevole doppio a soffitto 2000 mm - double rotating ceiling boom 2000 mm |
| | 1220110 | Braccio girevole doppio a soffitto 2500 mm - double rotating ceiling boom 2500 mm |
|  | 0140015 | Testine sturatubi (max 120 bar - ottone) - Retro nozzles (max 2900 psi - ott.) |
| | 0140016 | Testine sturatubi (max 200 bar - inox) - Retro nozzles (max 2900 psi - inox) |
| | 0140017 | Testine sturatubi (max 250 bar - inox) - Retro nozzles (max 3650 psi - inox) |
|  | 0140140 | Retrougelli con tubo 8 m 055 (max 150 bar - inox - G 1/4) - Retro nozzles with hose 8 m 055 (max 2133 psi - inox - G 1/4) |
| | 0140141 | Retrougelli con tubo 8 m 055 (max 150 bar - inox - A M22 es) - Retro nozzles with hose 8 m 055 (max 2133 psi - inox - A M22 es) |
| | 0140142 | Retrougelli con tubo 8 m 040 (max 150 bar - ott - A M22) - Retro nozzles with hose 8 m 040 (max 2133 psi - ott - A M22) |



[ITA] lunghezza lancia standard 90 cm, altre lunghezze disponibili senza costi aggiuntivi:
120 cm, 150 cm, 170 cm, 200 cm.

[EN] standard length of lance 90 cm, other lengths available at no extra charge:
120 cm, 150 cm, 170 cm, 200 cm

[FR] longueur lance standard 90 cm, autres longueurs disponibles sans coûts supplémentaires:
120 cm, 150 cm, 170 cm, 200 cm.

[ES] longitud estándar de la lanza 90 cm; se encuentran disponibles otras longitudes sin costo adicional:
120 cm, 150 cm, 170 cm, 200 cm.